

NEW Sliding Frameless Glass Showers



The new advanced solution for smaller bathrooms

Where to use

As an alternative to a hinged 10mm Drybase shower where:

- Space is tight
- Retention of water inside shower is paramount
- Retirement developments



Advantages

Functional: With a smooth sliding operation Drybase sliding frame-less doors.

Flexibility: Many configuration options and space-saving features.

The Look: The minimal profile of the hardware compliments the frame less appearance giving the impression of space and openness.

Safety First: Toughened safety glass and an anti jump mechanism provides safety features for the family and prevents the door from de-railing.

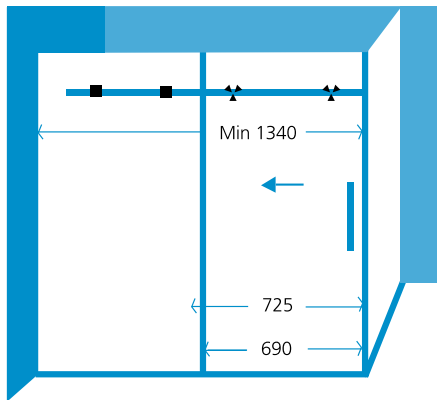
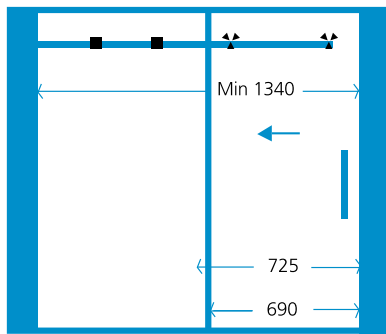
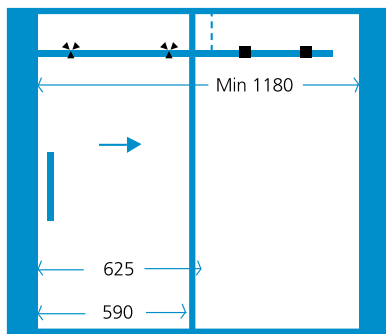
Technical Data

Glass in compliance with: ASNZ2208

PRODUCT IDENTITY - GLASS	
TYPE	Clear toughened flat polished
THICKNESS	10mm
FINISH	Polished Stainless Steel
HEIGHT	2000mm high
WALL FIXING	Aluminum channel with pressure clamp gasket system - silicon free

CONFIGURATIONS

The Drybase sliding door system is available in 3x pre-set sizes, with holes drilled for the through fixings. The door sizes and fixing hole positions are set to match the rails. Different widths to fit Drybase base sizes can be accommodated by making the side panel wider.



Solution.



Total waterproof protection.



Install.



Unit 4, 44 Triton Avenue, Mount Maunganui
PO Box 826, Tauranga
Phone: 07 577 0196

0800 441 052

www.drybase.co.nz